



STEELE SOLUTIONS

SPACE UTILIZATION EXPERTS

TIFFIN SECURITY LOCKERS



www.steelesolutions.com
info@steelesolutions.com



LOCKERS

EVIDENCE LOCKERS

Chain of custody is critical in the handling of evidence. We've designed evidence locker systems to meet your department's needs with security and functionality in mind. Our products are built to meet the rigorous demands of public safety professionals with the following key features:



- 38 standard configurations
- Pass-back digital locking option
- 16-gauge construction
- Variety of lock options available
- Stand-alone and integral refrigeration options available
- Available in both pass-thru and non-pass-thru models



DOOR CONFIGURATIONS

Evidence lockers are available in several door configurations, including 18"W, 24"W, and 36"W. All lockers are 24"D x 82"H, including a 4" attached base.



REFRIGERATED EVIDENCE LOCKERS

Refrigerated evidence lockers are also available with height options of 42" and 82". Refrigerated evidence lockers come with multiple door insert options.

Ready to upgrade your evidence storage? Talk with a Steele Solutions team member today to learn more about our full range of available configurations and options.

SMART EVIDENCE LOCKERS

Evidence management plays a vital role in the outcome of criminal prosecutions, and the chain of custody is a critical factor. To address this crucial need, we've developed a cutting-edge locker solution designed to automatically track and store essential data.

By combining the reliability of Tiffin Evidence Lockers with the advanced Verapass® evidence software, our comprehensive smart evidence locker solution ensures secure evidence management.

When you choose Steele Solutions' smart evidence lockers, you can achieve a higher level of security and enable officers to spend more time in the field protecting and serving your communities.



- No hard-wiring required
- User-friendly interface
- Controlled access via intelligent locking system
- Electronic audit trail
- Compatibility with all Tiffin evidence lockers
- Biometric authentication
- Reports to show all activities
- Retrofit options for existing evidence lockers

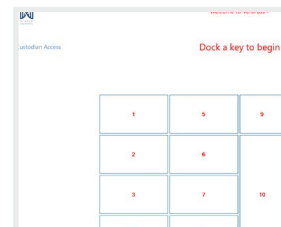
FEATURES



Biometric Reader prevents unauthorized access



Advanced Medco XT Intelligent Locking System



State-of-the-art Verapass® for evidence software

LOCKERS

AIRFLOW® WARDROBE LOCKER


The Airflow® Wardrobe Locker features spacious stationary compartments and optimal air flow to facilitate the drying and odor venting of clothing and footwear.

Every Airflow Locker comes standard with a dedicated area for body armor along with hooks, shelves, and a lockable compartment to better organize and manage gear. While an optional base drawer allows for seating and storage space for bulky duty bags.

The original Airflow Locker was created with a singular mission—to design a locker specifically tailored to the needs of law enforcement personnel. Collaborating closely with officers, we developed a durable, purpose-built solution to support the demands of the profession. Today, we take pride in continuing this tradition of excellence.



AIRFLOW LOCKER BASE OPTIONS



4" Closed Base



Flush Base Drawer

Available in 15" and 18" heights




Extended Base Drawer

Available in 15" and 18" heights and 33" and 36" depths



The Airflow® Wardrobe Locker features include:

- Specific design for law enforcement
- 12 standard storage and organizational components
- 14- and 16-gauge steel construction
- Independent base drawer option
- Unobstructed airflow throughout the locker opening
- Electrical options available upon request
- Availability in a full range of sizes:
 - Heights: 60, 66, 72, 75, 78, 81, 84, 87, 90"
 - Widths: 18, 24, 30, 36, 42"
 - Depths: 24, 33, 36"



AIRFLOW LOCKER COMPONENTS

- Peg board with hooks
- Two large shelves
 - Briefcase shelf: 4.9"H x 13.9"D x full width
 - Headgear shelf: 7.8"H x 20.7"D x full width)
- Large hanging section designed with separations to keep clothing apart for better airflow
- Magnetic adjustable mirror
- Double hook and side panel hooks
- Lockable security compartment
- Document holder
- Lock options include combo, keyed, or hasp
- Boot tray includes a removable two-piece metal tray
- Base drawer unit (optional)
- 4" closed base (optional)
- Slope tops (optional)
- Drying rack (optional)
- Vent hood (optional)
- Electrical (optional)

Elevate your locker room with Steele Solutions. Contact us today to learn more about the Airflow® Wardrobe Locker and how it can be tailored to meet your unique needs.

LOCKERS

INFINITY WARDROBE LOCKERS

The Infinity Locker System has all the venting capabilities of the Airflow® Locker, but it is designed to allow complete in-the-field flexibility. It features a wide range of reconfigurable internal storage and organizational components that come fully assembled and function independently. The Infinity Locker System can be configured to meet multiple storage applications with the following features:



- Independent base drawer and electrical options
- Configuration modifications to meet multiple storage applications
- Wide range of reconfigurable internal storage and organizational components
- Lance pattern for greater range of adjustability
- Reconfigurable locker system
- 18-gauge welded construction
- Availability in a full range of sizes:
 - Heights: 60, 66, 72, 75, 78, 81, 84, 87, 90"
 - Widths: 18, 24, 30, 36, 42"
 - Depths: 24, 33, 36"

INFINITY LOCKER COMPONENT KITS

Value Kit: Full width shelf with integral hang bar and 3-hook rail.

Basic Kit: Full width shelf with integral hang bar, 3-hook rail, lock box, and removable boot tray.

Intermediate Kit: Full width shelf with integral hang bar, 3-hook rail, lock box, full width perforated shelf, document holder, and mirror.

Premium Kit: Full width shelf with integral hang bar, 3-hook rail, lock box, full width perforated shelf, document holder, mirror, removable boot tray, perforated drying rack, and power strip rail.

Premium Plus Kit: Full width shelf with integral hang bar, 3-hook rail, side panel hook, lock box, full width perforated shelf, mirror, removable boot tray, perforated drying rack, power strip rail, and security drawer.

SWAT Kit: Full width shelf with integral hang bar, full width perforated shelf, integral lock box and 3-hook rail, perforated drying rack, 3-hook rail, small shelf, and long gun mounting kit.



PERSONNEL LOCKERS

When public safety professionals need cost effective, heavy-duty wardrobe lockers, they turn to Steele Solutions' personnel lockers. Personnel lockers are available in with several key features, including:



- Six standard storage and organizational components configured on all units
- Lock options: combo, keyed, or hasp
- Solid or ventilated door options
- Bayonet latching system
- Independent base drawer option available
- Electrical options available
- Availability in a full range of sizes:
 - Heights: 60, 66, 72, 75, 78, 81, 84, 87, 90"
 - Widths: 18, 24, 30, 36, 42"
 - Depths: 24, 33, 36"

SIDEARM LOCKER SOLUTIONS

Sidearm lockers offer a rugged, durable solution for your secured firearms storage needs. These versatile and reliable lockers are ideal for use in public safety facilities, including police stations, sheriff's offices, courthouses, and federal buildings.



Key features include:

- Powder coat finish
- Felt-lined bottom
- Continuous hinges
- Digital lock options available
- 1-10 door units available
- Light gauge (14-gauge) and heavy gauge (16-gauge) options

LOCKERS

DUTY BAG AND TACTICAL EQUIPMENT

Built to meet the rigorous demands of our public safety professionals. Our duty bag lockers are the most durable storage solution for duty bags, go bags, and SWAT gear of all shapes and sizes.

What can you expect when you choose a Steele Solution Duty Bag and Tactical Equipment Locker?



- Multiple dimensions and configurations
- Heavy-duty construction using 14- and 16-gauge steel
- Robust keyed or hasp lock options
- Durable, load-bearing bottom drawer option
- Products that ship fully assembled
- Ideal solutions for your grab-and-go sally port or corridor space
- Indoor and outdoor use
- Stainless steel or powder coat finish options

VISITOR LOCKERS

Often found in law enforcement facilities, government buildings, museums, and aquatic centers, our visitor lockers are appropriate for storing personal items such as purses, wallets, bags, and cell phones. Key attributes include:



- Locking systems concealed behind the door, out of sight
- Durable 16-gauge doors and frames
- Available with 1-6 doors
- Multiples locking options
- Indoor and outdoor use
- Standard powder-coated finish
- Available in stainless steel
- Custom sizes available
- Standard widths – 12", 15" and 18"
- Coin/token, keyed, hasp, combo, or digital lock
- ADA compliant door options
- Slope top

FIREARMS AND ARMORY RACKS


Firearms and armory racks can be customized to accommodate a wide variety of arms storage. Racks can be configured to secure M4, M9, M16A2, M870, AR series weapons, and more. Key attributes include:



- Interchangeable adjustable weapon mounts
- Pins for securing interior components
- Perforated doors and sides
- Retractable bi-fold doors
- Dependable door-locking mechanism
- Optional side handles for mobility
- Durable powder coat finish

TA-50 AND TACTICAL LOCKERS

Built to meet the rigorous demands of military professionals, this specialized military tactical locker is manufactured to accommodate bulky tactical gear and standard issue items.



TA-50 TACTICAL LOCKER

- Overall size: 42"W x 24"D x 78"H
- Shelf with hang bar standard in every locker
- Perforated doors and sides provide ventilation
- Dependable cast aluminum hasp handle
- 3-point locking mechanism
- Durable powder coat finish options
- Custom sizes available



OCIE TACTICAL LOCKER

- Heavy-duty 14-gauge welded construction
- Dependable cast aluminum hasp handle
- 3-point locking mechanism
- Single-Tier Unit overall size: 27"W x 36"D x 72"H
- Shelf with hang bar and right/left side panel hooks standard in Single-Tier lockers
- 2-Tier Unit Overall Size: 27"W x 36"D x 80"H
- Custom sizes available

40+ YEARS OF INDUSTRY EXPERTISE

Companies work with Steele Solutions because they know they'll get a superior product and outstanding service from a company they can trust. We work tirelessly to understand each of our client's needs so we can provide creative solutions.



With a team of **60+ engineers**, we pride ourselves on product solutions with ingenuity and custom capabilities.



100% of our steel products are **manufactured in the U.S.A.**



We deliver products **on budget** and **on time**, with a proprietary installation process that means you get the right parts at the right time.



Our commitment to quality goes beyond our products—it's embedded in the partnerships we build with our customers. Together, we create safe, smart, and integrated systems that stand the test of time.

- Kevin O'Neill, CEO



WHAT PROJECT CAN WE HELP YOU WITH?

1-800-537-0983 | info@steelesolutions.com | steelesolutions.com

**Ready to experience the
Steele Solutions difference?**



www.steelesolutions.com
info@steelesolutions.com