

SST™ GRAVITY CHUTES

If you're currently using steel or fiberglass chutes as part of your conveying system, you know environmental factors can cause packages to stick. Our innovative design solves many of the material flow problems associated with conventional chutes.

THE LOW COEFFICIENT OF FRICTION OF UHMW-PE ALLOWS YOU TO MOVE PACKAGES FASTER AND ALLOWS DAMP PACKAGES TO MAINTAIN SPEED

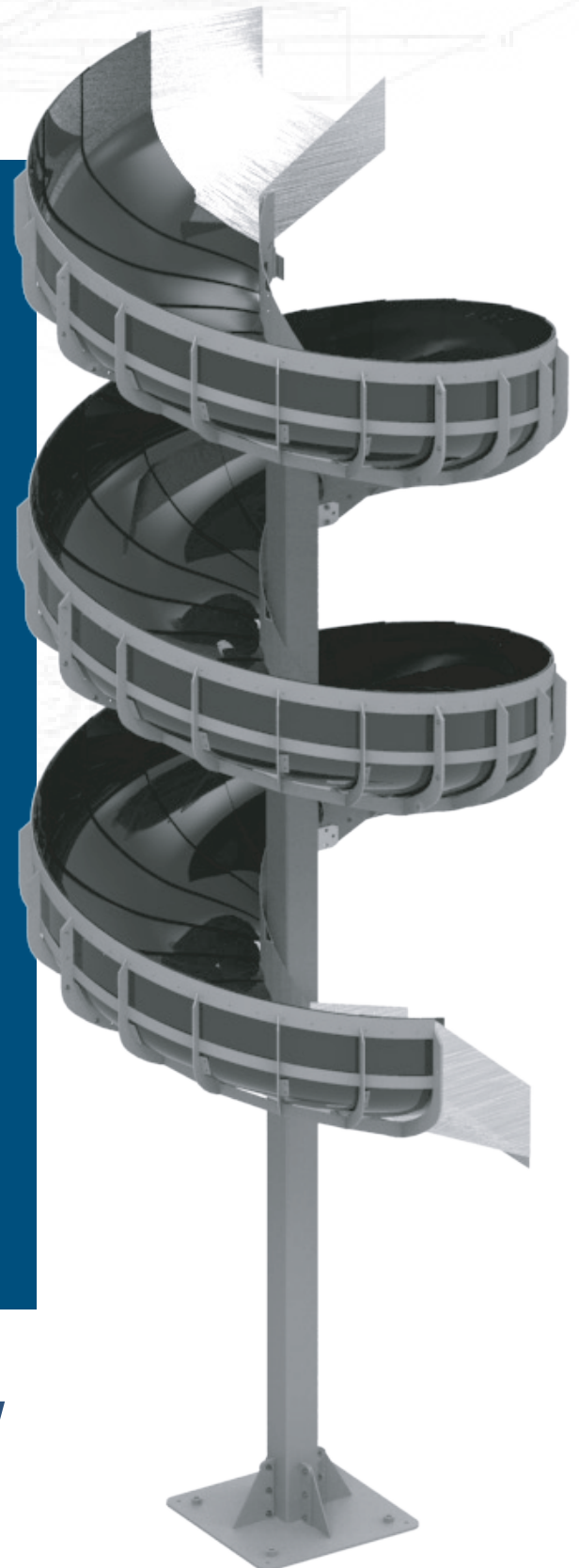
MULTIPLE TYPES OF UHMW MATERIALS ARE AVAILABLE TO SUPPORT SPECIFIC PACKAGE SIZES AND WEIGHTS

UHMW FDA APPROVED MATERIAL IS AVAILABLE

ALLOWS SELF-STARTING AT ANGLES UP TO 10 DEGREES LESS THAN STANDARD STEEL CHUTES

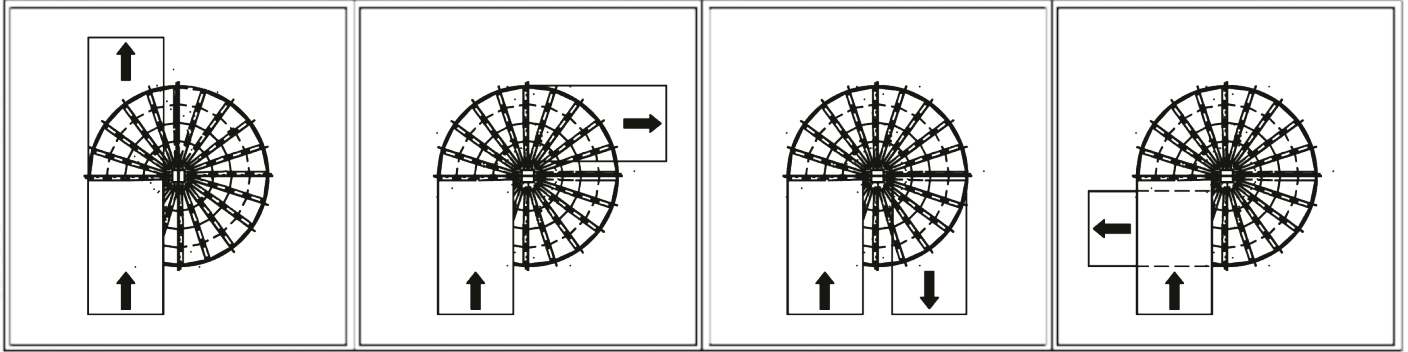
FULLY CUSTOMIZABLE - SCALABLE, WITH FEW RESTRICTIONS ON WIDTH, SIDE GUARD HEIGHT OR PITCH

SST™ GRAVITY CHUTES CAN BE DELIVERED ASSEMBLED AND READY FOR INSTALLATION



ENTRY/EXIT CONFIGURATIONS

RIGHT DECLINE (CLOCKWISE)



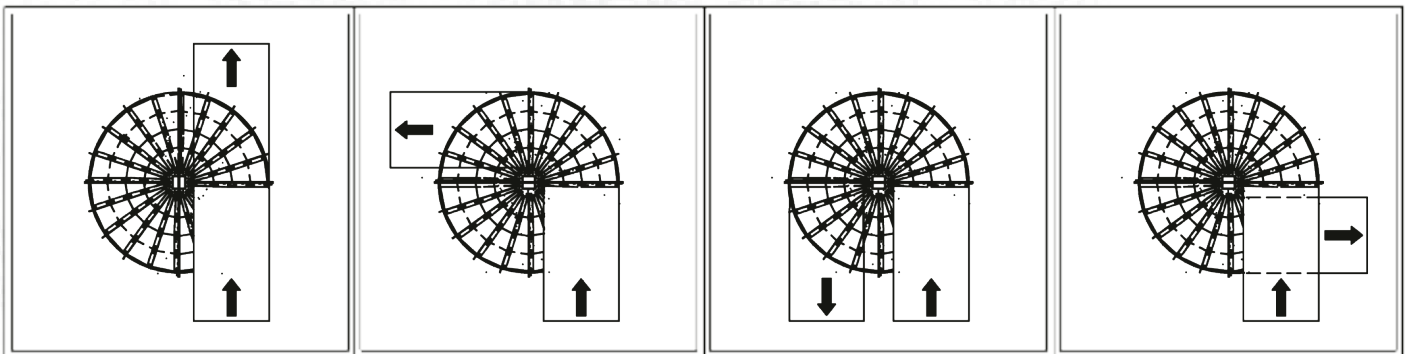
C-1

C-2

C-3

C-4

LEFT DECLINE (COUNTER-CLOCKWISE)



CC-1

CC-2

CC-3

CC-4